

Dear Taxpayer,


The Assessor's Office determines your assessed value based on the direction of the WV State Code. Levy rates set by law & excess & school bond levies passed by voters determines your taxes. This brochure is provided as a courtesy to you in an effort to keep the public informed and to promote a better understanding of the roll of the Assessor's Office.


Sincerely,


Joseph R. "Rocky" Romano


Harrison County Assessor

 Pink denotes that the excess levy failed.

 Green with double border denotes that levy rate decreased due to ballot, code regulations or decision by levying body.

 White denotes levy rate is same as last year, no change in rate required per decision by levying body or legislature.

 Yellow with double border denotes rate set according to the minimum requirements by laws or election ballot, but increased slightly.

 Orange with thick bold border denotes rate increased due to hearing held, new election or change posted.

CLASSIFICATION OF PROPERTIES

CLASS I

During the 2006 Legislative Session, Senate Bill 370 was passed effective January 1, 2007. This bill exempted from taxation all personal property employed exclusively in agriculture, resulting in the exemption of all Class I properties.

CLASS II

All property owned, used and occupied by the owner, used exclusively for residential purposes, including mobile homes. All farms, including land used for horticulture and grazing, occupied and cultivated by their owners or bona fide tenants.

CLASS III

All real & personal property situated outside of municipalities, including autos, exclusive of Classes 1 or 2.

CLASS IV

All real & personal property situated inside of municipalities, including autos, exclusive of Classes 1 or 2.

HARRISON COUNTY



2023

LEVY RATES

As set by levying bodies
and certified to WV State Auditor

JOSEPH R. "ROCKY" ROMANO
ASSESSOR

2023	STATE FUND	COUNTY GENERAL	BUS LEVY	VITAL SERVICES	SCHOOL GENERAL	SCHOOL EXCESS	SCHOOL BOND	MUNICIPAL REGULAR	MUNICIPAL EXCESS	TOTAL LEVY
OUT DISTRICTS			2022-2027	2022-2027		2021-2026				
Class 1	0.0025%	0.1310%	0.0192%	0.0320%	0.1940%	0.2033%				0.5820%
Class 2	0.0050%	0.2620%	0.0384%	0.0640%	0.3880%	0.4066%				1.1640%
Class 3	0.0100%	0.5240%	0.0768%	0.1280%	0.7760%	0.8132%				2.3280%
STONEWOOD 02									2022-2026	
Class 1	0.0025%	0.1310%	0.0192%	0.0320%	0.1940%	0.2033%		0.1250%	0.0625%	0.7695%
Class 2	0.0050%	0.2620%	0.0384%	0.0640%	0.3880%	0.4066%		0.2500%	0.1250%	1.5390%
Class 4	0.0100%	0.5240%	0.0768%	0.1280%	0.7760%	0.8132%		0.5000%	0.2500%	3.0780%
CLARKSBURG 03 - 08									2021-2026	
Class 1	0.0025%	0.1310%	0.0192%	0.0320%	0.1940%	0.2033%		0.1250%	0.0625%	0.7695%
Class 2	0.0050%	0.2620%	0.0384%	0.0640%	0.3880%	0.4066%		0.2500%	0.1250%	1.5390%
Class 4	0.0100%	0.5240%	0.0768%	0.1280%	0.7760%	0.8132%		0.5000%	0.2500%	3.0780%
NUTTER FORT 04									2021-2026	
Class 1	0.0025%	0.1310%	0.0192%	0.0320%	0.1940%	0.2033%		0.1250%	0.0625%	0.7695%
Class 2	0.0050%	0.2620%	0.0384%	0.0640%	0.3880%	0.4066%		0.2500%	0.1250%	1.5390%
Class 4	0.0100%	0.5240%	0.0768%	0.1280%	0.7760%	0.8132%		0.5000%	0.2500%	3.0780%
SHINNSTON 06									2022-2027	
Class 1	0.0025%	0.1310%	0.0192%	0.0320%	0.1940%	0.2033%		0.1250%	0.0625%	0.7695%
Class 2	0.0050%	0.2620%	0.0384%	0.0640%	0.3880%	0.4066%		0.2500%	0.1250%	1.5390%
Class 4	0.0100%	0.5240%	0.0768%	0.1280%	0.7760%	0.8132%		0.5000%	0.2500%	3.0780%
LUMBERPORT 10										
Class 1	0.0025%	0.1310%	0.0192%	0.0320%	0.1940%	0.2033%		0.1250%		0.7070%
Class 2	0.0050%	0.2620%	0.0384%	0.0640%	0.3880%	0.4066%		0.2500%		1.4140%
Class 4	0.0100%	0.5240%	0.0768%	0.1280%	0.7760%	0.8132%		0.5000%		2.8280%
LOST CREEK 13										
Class 1	0.0025%	0.1310%	0.0192%	0.0320%	0.1940%	0.2033%		0.1250%		0.7070%
Class 2	0.0050%	0.2620%	0.0384%	0.0640%	0.3880%	0.4066%		0.2500%		1.4140%
Class 4	0.0100%	0.5240%	0.0768%	0.1280%	0.7760%	0.8132%		0.5000%		2.8280%
BRIDGEPORT 16									2019-2024	
Class 1	0.0025%	0.1310%	0.0192%	0.0320%	0.1940%	0.2033%		0.1167%	0.0625%	0.7612%
Class 2	0.0050%	0.2620%	0.0384%	0.0640%	0.3880%	0.4066%		0.2334%	0.1250%	1.5224%
Class 4	0.0100%	0.5240%	0.0768%	0.1280%	0.7760%	0.8132%		0.4668%	0.2500%	3.0448%
ANMOORE 17										
Class 1	0.0025%	0.1310%	0.0192%	0.0320%	0.1940%	0.2033%		0.1250%		0.7070%
Class 2	0.0050%	0.2620%	0.0384%	0.0640%	0.3880%	0.4066%		0.2500%		1.4140%
Class 4	0.0100%	0.5240%	0.0768%	0.1280%	0.7760%	0.8132%		0.5000%		2.8280%
SALEM 19										
Class 1	0.0025%	0.1310%	0.0192%	0.0320%	0.1940%	0.2033%		0.1250%		0.7070%
Class 2	0.0050%	0.2620%	0.0384%	0.0640%	0.3880%	0.4066%		0.2500%		1.4140%
Class 4	0.0100%	0.5240%	0.0768%	0.1280%	0.7760%	0.8132%		0.5000%		2.8280%
WEST MILFORD 21										
Class 1	0.0025%	0.1310%	0.0192%	0.0320%	0.1940%	0.2033%		0.1250%		0.7070%
Class 2	0.0050%	0.2620%	0.0384%	0.0640%	0.3880%	0.4066%		0.2500%		1.4140%
Class 4	0.0100%	0.5240%	0.0768%	0.1280%	0.7760%	0.8132%		0.5000%		2.8280%